

VOLGA

NEW



Ref. 20945 / 20946 / 20947 / 20948

Preliminary Data

VOLGA 70 / VOLGA 80 / VOLGA 90 / VOLGA 100



POWER
9,8 KW
10,3KW
10,9KW
11,5 KW

CONS.
2,8 KG/H
2,9 KG/H
3,0 KG/H
3,1 KG/H

Ø GAS OUTLET
180 MM
180 MM
200 MM
200 MM

WEIGHT
106 KG
127 KG
140 KG
156 KG

A+

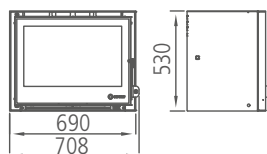
EEI = 107 / 107 / 110 / 113

Performance : 81 / 81 / 83 / 85%

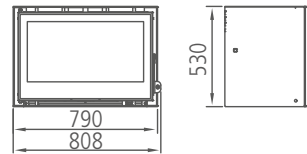
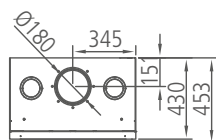


Including

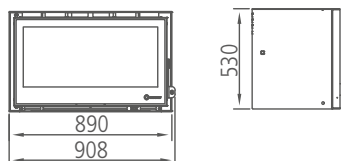
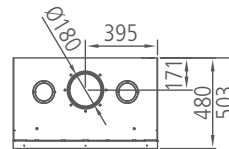
- Hot air convector.
- Three-position selector switch accessible from the front.
- Hearth with vermiculite.
- Screen-printed door glass.
- Combustion air inlet regulation.
- Vacuum cleaning system.
- Dark anthracite grey finish.
- Large capacity ashtray drawer.
- Optional decorative frames.



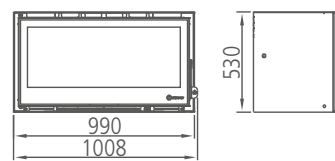
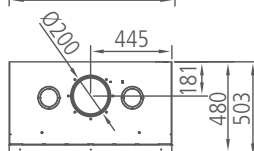
VOLGA 70



VOLGA 80



VOLGA 90



VOLGA 100

